
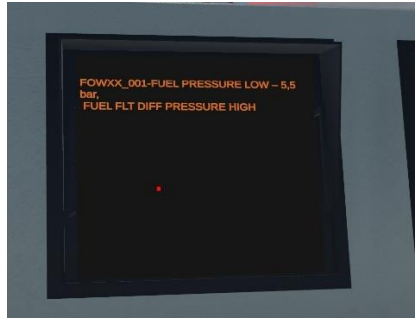







Steps in the Application of Scenario 8

1	Avatar of player begins front of the engine room.	
2	Player goes to ECR alarm computer panel	
3	Read messages about alarm on ECR alarm computer panel	
4	Press Acknowledge button on the keyboard	
5	Go to bottom floor in front of fuel filter	
6	Go in front of local panel of FO filter and switch off auto FO filter	

7	Go in front of FO filter swap to stand-by filter by pressing REMOVE and REPAIR	
8	The FO filter element is changed with spare one.	
9	Finished Scenario	